




# ➔ BUSINESS SHREDDER IDEAL 2240

## AUTOMATIC DESKSIDE SHREDDER

Photo cell controlled automatic start and stop | multifunction switch for stand-by / stop (off) / reverse | pilot light | transparent safety flap in the feed opening as additional safety element | high-quality, paper clip proof cutting shafts from special hardened steel | 5 years guarantee on the cutting shafts | especially quiet 150 Watt single phase motor | double motor protection | dust-proof gear box housing and durable gears | attractive shred bin from impact-resistant plastic | 20 litres volume for the shreds | practical handle for lifting off the shredder unit from the bin | magnetic proximity switch for automatic stop if the shredder unit is removed from the bin | available as strip cut or cross cut model

Power connection<sup>2</sup>: 230 V / 50 Hz / 1~, Dimensions (H x W x D): 452 x 345 x 215 mm, Weight: 6 kg / 7 kg (Cross/Cut).



Cutting size	shreds also
4 mm	 
3 x 25 mm	

### TRANSPARENT SAFETY FLAP



The safety flap in the feed opening is an additional safety element to keep fingers, ties or other objects away from the cutting shafts.

### MULTIFUNCTION SWITCH



Easy operation for convenient shredding: multifunction switch in combination with a photo cell for automatic start/stop.

### PRACTICAL HANDLE



A practical handle is integrated into the design for lifting off the shredder unit from the shred bin when full.

### ➔ IDEAL 2240

Cutting width	4 mm
Sheet capacity <sup>1</sup>	11-13   9-11
Security level	2
Feed opening	220 mm
Motor capacity	150 Watt

### ➔ IDEAL 2240-C/C

Particle size	3 x 25 mm
Sheet capacity <sup>1</sup>	6-7   5-6
Security level	3
Feed opening	220 mm
Motor capacity	150 Watt

<sup>1</sup> A4 paper, 70 g/m<sup>2</sup> | 80 g/m<sup>2</sup>  
<sup>2</sup> other voltages available



I.T.E. Listed 802 D